













European Championship Allround 2003
Heerenveen 3/5-01-2003

POS	NR	DEELNEMER	GEW	500 M	1500 M	3000 M	5000 M	PUNTEN	ACHTER
1	6	Anni Friesinger	GER	39.39 (1)	1:57.87 (1)	4:08.64 (1)	7:08.45 (2)	162.965	0.000
2	10	Claudia Pechstein	GER	40.27 (4)	2:00.10 (2)	4:09.77 (2)	7:05.23 (1)	164.454	1.489
3	14	Renate Groenewold	NED	40.33 (5)	2:01.30 (4)	4:11.19 (3)	7:12.89 (3)	165.917	2.952
4	5	Daniela Anschütz	GER	40.68 (6)	2:01.34 (5)	4:14.63 (4)	7:12.93 (4)	166.857	3.892
5	18	Annamarie Thomas	NED	39.98 (2)	2:00.38 (3)	4:18.99 (9)	7:31.16 (10)	168.387	5.422
6	19	Marja Vis	NED	40.85 (8)	2:02.24 (8)	4:16.62 (6)	7:21.00 (8)	168.466	5.501
7	8	Katrin Kalex	GER	40.86 (9)	2:02.15 (7)	4:18.02 (8)	7:20.50 (7)	168.629	5.664
8	27	Svetlana Vysokova	RUS	41.85 (18)	2:03.05 (11)	4:17.13 (7)	7:14.07 (5)	169.128	6.163
9	28	Valentina Yakshina	RUS	42.22 (20)	2:02.38 (9)	4:16.16 (5)	7:17.27 (6)	169.433	6.468
10	24	Svetlana Bazhanova	RUS	41.34 (14)	2:01.76 (6)	4:20.50 (10)	7:25.72 (9)	169.914	6.949
11	11	Krisztina Egyed	HUN	40.21 (3)	2:02.68 (10)	4:23.68 (12)	7:44.20 (14)	171.469	8.504
12	12	Nicola Mayr	ITA	40.89 (10)	2:04.50 (14)	4:23.28 (11)	7:33.93 (11)	171.663	8.698
13	26	Yuliya Skokova	RUS	41.23 (13)	2:03.07 (12)	4:25.63 (15)	7:39.99 (12)	172.523	9.558
14	1	Emese Dörfler-Antal	AUT	40.90 (11)	2:04.19 (13)	4:25.45 (14)	7:41.78 (13)	172.715	9.750
15	20	Annette Bjelkevik	NOR	40.75 (7)	2:05.17 (16)	4:28.87 (16)	7:45.41 (16)	173.825	10.860
16	22	Bianca Anghel	ROM	41.13 (12)	2:07.58 (18)	4:24.28 (13)	7:45.09 (15)	174.211	11.246
17	21	Hedvig Bjelkevik	NOR	41.50 (16)	2:04.60 (15)	4:30.49 (17)		128.114	
18	23	Daniela Oltean	ROM	41.95 (19)	2:06.80 (17)	4:30.64 (18)		129.322	
19	29	Yelena Myagkikh	UKR	42.85 (21)	2:08.03 (19)	4:35.45 (19)		131.434	
20	3	Olga Vizgina	BLR	41.61 (17)	2:10.58 (20)	4:42.31 (20)		132.187	
	16	Barbara de Loor	NED	41.49 (15)				41.490	
	4	Martina Sablikova	CZE	43.55 (22)					















POS	NR	DEELNEMER	GEW	500 M	5000 M	1500 M	10000 M	PUNTEN	ACHTER
1	20	Gianni Romme	NED	37.83 (17)	6:26.72 (1)	1:48.35 (1)	13:27.68 (1)	153.002	0.000
2	19	Rintje Ritsma	NED	37.11 (8)	6:34.28 (2)	1:49.23 (4)	13:40.10 (3)	153.953	0.951
3	21	Mark Tuitert	NED	36.62 (2)	6:37.56 (6)	1:49.17 (3)	13:49.05 (7)	154.218	1.216
4	34	Dmitry Shepel	RUS	36.97 (6)	6:41.16 (10)	1:49.39 (7)	13:48.50 (5)	154.974	1.972
5	18	Ralf vd Rijst	NED	37.51 (12)	6:38.46 (7)	1:49.23 (4)	13:51.45 (8)	155.338	2.336
6	24	Eskil Ervik	NOR	37.53 (13)	6:37.51 (5)	1:50.82 (10)	13:55.44 (10)	155.993	2.991
7	33	Yevgeny Lalenkov	RUS	36.63 (3)	6:46.11 (12)	1:49.04 (2)	14:10.94 (11)	156.134	3.132
8	15	Enrico Fabris	ITA	38.13 (21)	6:38.48 (8)	1:50.96 (12)	13:49.02 (6)	156.415	3.413
9	25	Lasse Sætre	NOR	38.18 (22)	6:36.92 (4)	1:52.82 (17)	13:39.08 (2)	156.432	3.430
10	27	Pawel Jan Zygmunt	POL	38.07 (20)	6:35.71 (3)	1:51.71 (15)	13:54.08 (9)	156.581	3.579
11	9	Jan Friesinger	GER	37.10 (7)	6:44.30 (11)	1:50.39 (8)	14:16.90 (13)	157.171	4.169
12	32	Aleksandr Kibalko	RUS	36.40 (1)	6:54.34 (20)	1:49.37 (6)	14:31.08 (14)	157.844	4.842










13	23	Petter Andersen	NOR	36.86 (5)	6:55.29 (22)	1:50.59 (9)	14:14.57 (12)	157.980	4.978
14	2	Bart Veldkamp	BEL	39.17 (24)	6:39.51 (9)	1:53.65 (21)	13:43.10 (4)	158.159	5.157
15	6	Vesa Rosendahl	FIN	37.12 (9)	6:52.69 (17)	1:50.89 (11)	14:34.70 (15)	159.087	6.085
16	5	Mika Poutala	FIN	36.68 (4)	6:56.91 (23)	1:51.59 (14)		115.567	
17	10	Stefan Heythausen	GER	37.19 (10)	6:49.80 (14)	1:53.67 (22)		116.060	
18	13	Matteo Anesi	ITA	37.63 (14)	6:51.94 (16)	1:51.74 (16)		116.070	
19	8	Jörg Dallmann	GER	37.28 (11)	6:51.81 (15)	1:53.37 (19)		116.251	
20	14	Stefano Donagrandi	ITA	37.82 (16)	6:54.79 (21)	1:51.56 (13)		116.485	
21	38	Johan Røjler	SWE	38.05 (19)	6:46.12 (13)	1:53.58 (20)		116.522	
22	37	Sebastian Falk	SWE	37.81 (15)	6:54.20 (19)	1:53.21 (18)		116.966	
23	26	Witold Mazur	POL	39.18 (25)	6:53.24 (18)	1:54.86 (23)		118.790	
24	3	Oleg Moiseyev	BLR	38.61 (23)	7:05.64 (25)	1:55.58 (24)		119.700	
25	4	Miroslav Vtípil	CZE	39.60 (26)	7:03.89 (24)	1:56.98 (25)		120.982	
26	36	Martin Hänggi	SUI	39.94 (27)	7:12.11 (28)	2:00.49 (29)		123.314	
27	1	Thomas Falger	AUT	38.03 (18)	7:31.88 (29)	2:00.35 (28)		123.334	
28	40	Maksim Pedos	UKR	40.35 (28)	7:12.06 (27)	1:59.55 (26)		123.406	
29	28	Marius Bacila	ROM	49.10 (29)	7:11.53 (26)	1:59.67 (27)		132.143	

WK Allround 2003
Göteborg 8/9-02-2003















Pos	Skater	Nation	Points	500 m	3000 m	1500 m	5000 m
1	<u>Cindy Klassen</u>		170.545	40,16 (2)	4.21,28 (2)	2.05,10 (3)	7.31,39 (3)
2	<u>Claudia Pechstein</u>		171.144	41,20 (5)	4.19,99 (1)	2.04,99 (2)	7.29,50 (2)
3	<u>Daniela Anschütz</u>		173.633	41,40 (6)	4.24,46 (6)	2.07,28 (9)	7.37,31 (6)
4	<u>Kristina Groves</u>		173.726	42,11 (16)	4.22,72 (5)	2.06,30 (6)	7.37,30 (5)
5	<u>Jennifer Rodriguez</u>		173.817	40,01 (1)	4.29,39 (12)	2.05,79 (5)	7.49,79 (11)
6	<u>Clara Hughes</u>		173.897	43,31 (23)	4.21,38 (3)	2.07,31 (10)	7.25,88 (1)
7	<u>Maki Tabata</u>		174.050	40,95 (3)	4.29,31 (11)	2.04,71 (1)	7.46,45 (10)
8	<u>Catherine Raney</u>		174.381	42,99 (22)	4.21,99 (4)	2.06,98 (8)	7.34,00 (4)
9	<u>Renate Groenewold</u>		174.388	41,66 (8)	4.28,31 (10)	2.05,69 (4)	7.41,14 (8)
10	<u>Marja Vis</u>		175.080	41,83 (10)	4.25,71 (7)	2.07,33 (11)	7.45,22 (9)
11	<u>Annamarie Thomas</u>		176.002	40,98 (4)	4.30,60 (15)	2.06,36 (7)	7.58,02 (12)
12	<u>Svetlana Vysokova</u>		176.193	42,77 (20)	4.27,50 (8)	2.08,41 (13)	7.40,37 (7)

















NC13	<u>Tara Risling</u>		129.943	41,85 (12)	4.29,64 (14)	2.09,46 (19)	-
NC14	<u>Yulia Skokova</u>		130.016	41,91 (13)	4.31,22 (17)	2.08,71 (15)	-
NC15	<u>Svetlana Bazhanova</u>		130.079	42,08 (15)	4.31,46 (18)	2.08,27 (12)	-
NC16	<u>Nami Nemoto</u>		130.351	42,24 (18)	4.30,83 (16)	2.08,92 (16)	-
NC17	<u>Lucille Opitz</u>		130.523	42,38 (19)	4.31,80 (19)	2.08,53 (14)	-
NC18	<u>Nicola Mayr</u>		130.673	41,77 (9)	4.34,22 (21)	2.09,60 (20)	-
NC19	<u>Valentina Yakshina</u>		130.859	42,83 (21)	4.29,62 (13)	2.09,28 (18)	-
NC20	<u>Emese Dörfler-Antal</u>		131.114	42,12 (17)	4.33,11 (20)	2.10,43 (21)	-
NC21	<u>Yuri Obara</u>		131.434	41,83 (10)	4.39,17 (22)	2.09,23 (17)	-
NC22	<u>Annette Bjelkevik</u>		132.641	42,07 (14)	4.40,91 (23)	2.11,26 (22)	-
NC23	<u>Daniela Oltean</u>		136.699	44,17 (24)	4.41,86 (24)	2.16,66 (23)	-
NC24	<u>Katrin Kalex</u>		144.119	41,56 (7)	4.28,22 (9)	2.53,57f (24)	-



<i>Pos</i>	<i>Skater</i>	<i>Nation</i>	<i>Points</i>	<u>500 m</u>	<u>5000 m</u>	<u>1500 m</u>	<u>10000 m</u>
1	<u>Gianni Romme</u>		158.105	38,23 (17)	6.42,67 (1)	1.52,07 (3)	14.05,04 (1)
2	<u>Rintje Ritsma</u>		158.889	37,67 (11)	6.48,07 (2)	1.53,54 (5)	14.11,32 (2)
3	<u>Ids Postma</u>		159.013	36,89 (1)	6.53,37 (4)	1.53,08 (4)	14.21,87 (6)
4	<u>Mark Tuitert</u>		159.380	37,56 (7)	6.55,67 (8)	1.51,74 (2)	14.20,15 (4)
5	<u>Yevgeni Lalenkov</u>		159.851	37,05 (2)	6.55,81 (9)	1.51,70 (1)	14.39,75 (10)
6	<u>Eskil Ervik</u>		160.687	38,69 (20)	6.52,94 (3)	1.54,14 (10)	14.13,14 (3)
7	<u>Dmitri Shepel</u>		161.076	37,35 (4)	6.58,29 (11)	1.55,02 (15)	14.31,14 (8)
8	<u>KC Boutiette</u>		161.085	37,58 (9)	6.57,76 (10)	1.54,51 (12)	14.31,18 (9)
9	<u>Johan Røjler</u>		161.150	38,04 (16)	6.55,32 (7)	1.54,99 (14)	14.24,97 (7)
10	<u>Jan Friesinger</u>		161.906	37,59 (10)	6.59,03 (12)	1.55,02 (15)	14.41,46 (11)
11	<u>Pawel Zygmunt</u>		162.026	38,85 (21)	6.54,46 (5)	1.56,05 (18)	14.20,94 (5)
DQ4	<u>Enrico Fabris</u>		117.982	38,46 (18)	6.55,16 (6)	1.54,02 (8)	14.35,11 (DQ)
NC13	<u>Derek Parra</u>		117.643	37,35 (4)	7.02,50 (16)	1.54,13 (9)	-
NC14	<u>Kevin Marshall</u>		117.851	37,18 (3)	7.05,65 (19)	1.54,32 (11)	-
NC15	<u>Dustin Molicki</u>		117.974	37,99 (15)	6.59,91 (13)	1.53,98 (7)	-

NC16	<u>Shani Davis</u>		118.080	37,69 (12)	7.04,84 (18)	1.53,72 (6)	-
NC17	<u>Takahiro Nozaki</u>		119.046	37,87 (14)	7.09,76 (21)	1.54,60 (13)	-
NC18	<u>Takahiro Ushiyama</u>		119.077	37,36 (6)	7.07,34 (20)	1.56,95 (22)	-
NC19	<u>Chris Callis</u>		119.178	37,56 (7)	7.11,78 (22)	1.55,32 (17)	-
NC20	<u>Kazuaki Kobayashi</u>		119.856	37,84 (13)	7.12,56 (23)	1.56,28 (19)	-
NC21	<u>Lasse Sætre</u>		120.248	39,27 (22)	6.59,98f (14)	1.56,94 (21)	-
NC22	<u>Mark Knoll</u>		121.010	39,42 (23)	7.03,07 (17)	1.57,85 (23)	-
NC23	<u>Steven Elm</u>		121.013	38,68 (19)	7.15,13 (24)	1.56,46 (20)	-
NC24	<u>Toshihiko Itokawa</u>		121.395	39,78 (24)	7.01,99 (15)	1.58,25 (24)	-

WK Junioren 2003
Kushiro City 21/23-02-2003



Pos	Skater	Nation	Points	500 m	1000 m	1500 m	3000 m
1	<u>Shannon Rempel</u>		173.346	41,02 (2)	1.22,16 (1)	2.12,28 (4)	4.42,92 (7)
2	<u>Eriko Ishino</u>		173.663	42,42 (11)	1.22,74 (2)	2.11,22 (1)	4.36,80 (1)
3	<u>Maria Lamb</u>		176.059	42,78 (17)	1.24,23 (7)	2.13,37 (7)	4.40,25 (5)
4	<u>Brittany Schussler</u>		176.389	42,47 (12)	1.23,92 (6)	2.12,19 (3)	4.47,38 (16)
5	<u>Anna Rokita</u>		176.876	42,16 (8)	1.24,50 (9)	2.14,89 (14)	4.45,02 (12)
6	<u>Mariska Huisman</u>		177.068	42,82 (18)	1.24,28 (8)	2.14,67 (12)	4.43,31 (9)
7	<u>Jorien Voorhuis</u>		177.141	43,79 (24)	1.24,58 (10)	2.11,51 (2)	4.43,35 (10)
8	<u>Heidi Stangl</u>		177.234	43,53 (23)	1.25,65 (17)	2.13,15 (5)	4.38,98 (2)
9	<u>Maki Tsuji</u>		177.466	41,34 (3)	1.23,11 (4)	2.15,99 (19)	4.55,45 (20)
10	<u>Bianca Anghel</u>		177.628	42,52 (13)	1.24,89 (13)	2.16,35 (21)	4.43,28 (8)
11	<u>Yekaterina Lobysheva</u>		177.718	42,56 (14)	1.25,30 (15)	2.14,11 (11)	4.46,83 (14)
12	<u>Monique Angermüller</u>		177.851	42,66 (15)	1.24,92 (14)	2.14,75 (13)	4.46,89 (15)
13	<u>Megumi Yamazaki</u>		177.885	43,11 (20)	1.26,32 (21)	2.13,62 (9)	4.42,45 (6)
14	<u>Marilou Asselin</u>		178.046	43,14 (21)	1.26,14 (20)	2.13,35 (6)	4.44,32 (11)

15	<u>Ji Jia</u>		178.944	42,83 (19)	1.25,80 (18)	2.14,98 (16)	4.49,33 (17)
16	<u>Lee Ju-Yeon</u>		179.156	44,03 (27)	1.27,55 (28)	2.13,97 (10)	4.40,17 (4)
17	<u>Yekaterina Shikhova</u>		179.266	41,70 (6)	1.22,84 (3)	2.16,47 (22)	5.03,94 (23)
18	<u>Yun Hyi-Jun</u>		179.698	42,74 (16)	1.26,50 (23)	2.14,97 (15)	4.52,31 (19)
19	<u>Mari Hemmer</u>		180.113	43,87 (25)	1.26,95 (24)	2.15,73 (17)	4.45,15 (13)
20	<u>Li Dan</u>		180.271	40,97 (1)	1.23,76 (5)	2.17,63 (30)	5.09,27 (24)
21	<u>Zhang Shuang</u>		180.368	41,54 (4)	1.24,84 (12)	2.17,58 (29)	5.03,29 (22)
22	<u>Nadine Seidenglanz</u>		180.393	44,60 (33)	1.27,42 (27)	2.16,24 (20)	4.40,02 (3)
23	<u>Willeke van Benthem</u>		181.069	42,36 (10)	1.25,50 (16)	2.17,08 (27)	5.01,60 (21)
24	<u>Karolina Ksyt</u>		181.726	44,21 (29)	1.27,15 (25)	2.15,82 (18)	4.52,01 (18)
NC25	<u>Franziska Petereit</u>		131.351	42,30 (9)	1.26,35 (22)	2.17,63 (30)	-
NC26	<u>Elli Ochowicz</u>		131.938	42,08 (7)	1.24,67 (11)	2.22,57 (36)	-
NC27	<u>Choi Yun-Suk</u>		132.243	43,42 (22)	1.25,96 (19)	2.17,53 (28)	-
NC28	<u>Marita Johansson</u>		134.218	44,92 (35)	1.27,31 (26)	2.16,93 (24)	-
NC29	<u>Luiza Zlotkowska</u>		134.291	44,11 (28)	1.29,05 (32)	2.16,97 (25)	-
NC30	<u>Maren Haugli</u>		134.460	44,64 (34)	1.28,54 (30)	2.16,65 (23)	-
NC31	<u>Daniela Dumitru</u>		134.608	44,46 (32)	1.27,71 (29)	2.18,88 (32)	-
NC32	<u>Ágota Tóth</u>		135.361	44,21 (29)	1.28,61 (31)	2.20,54 (33)	-
NC33	<u>Rita Battisti</u>		135.705	43,93 (26)	1.29,35 (33)	2.21,30 (34)	-
NC34	<u>Martina Sáblíková</u>		136.411	45,77 (37)	1.29,97 (35)	2.16,97 (25)	-
NC35	<u>Susanna Potka</u>		136.831	44,43 (31)	1.29,91 (34)	2.22,34 (35)	-
NC36	<u>Annamari Lehtonen</u>		141.191	45,16 (36)	1.33,59 (36)	2.27,71 (37)	-
NC37	<u>Narangerei Odtsetseg</u>		154.298	49,08 (38)	1.45,91 (37)	2.36,79 (38)	-
DQ2	<u>Yulia Bushuyeva</u>		86.123	41,66 (5)	- (DQ)	2.13,39 (8)	-

Pos	Skater	Nation	Points	<u>500 m</u>	<u>3000 m</u>	<u>1500 m</u>	<u>5000 m</u>
1	<u>Remco Olde Heuvel</u>		161.766	38,39 (3)	4.07,59 (1)	1.54,81 (1)	7.18,41 (2)
2	<u>Robert Lehmann</u>		163.682	39,06 (11)	4.07,95 (2)	1.58,58 (8)	7.17,71 (1)

3	<u>Lee Seung-Hwan</u>		163.855	38,87 (9)	4.08,84 (3)	1.57,94 (6)	7.21,99 (4)
4	<u>Shingo Doi</u>		164.374	38,06 (2)	4.14,44 (7)	1.57,63 (4)	7.26,98 (7)
5	<u>Rhian Ket</u>		165.226	39,53 (20)	4.10,30 (4)	1.57,23 (3)	7.29,04 (9)
6	<u>Lars Elgersma</u>		165.393	38,48 (5)	4.17,96 (14)	1.57,91 (5)	7.26,17 (6)
7	<u>Michihiro Ara</u>		165.634	39,16 (15)	4.13,81 (6)	1.58,92 (10)	7.25,33 (5)
8	<u>Jay Morrison</u>		165.932	38,64 (6)	4.16,13 (10)	1.58,54 (7)	7.30,91 (13)
9	<u>Matteo Anesi</u>		166.263	39,50 (19)	4.16,79 (13)	1.59,60 (12)	7.20,99 (3)
10	<u>Denny Morrison</u>		166.906	39,05 (10)	4.16,63 (11)	1.58,80 (9)	7.34,85 (18)
11	<u>Lee Jong-Wu</u>		167.105	39,07 (12)	4.15,47 (8)	2.00,34 (15)	7.33,44 (16)
12	<u>Samuel Schwarz</u>		167.232	39,28 (17)	4.18,77 (17)	1.59,58 (11)	7.29,64 (12)
13	<u>Dustin Johnston</u>		167.672	39,75 (24)	4.19,27 (19)	1.59,68 (13)	7.28,18 (8)
14	<u>Genki Matsuoka</u>		167.848	39,60 (21)	4.16,78 (12)	2.01,53 (16)	7.29,42 (11)
15	<u>Aleksey Zhigin</u>		167.896	39,12 (13)	4.16,04 (9)	2.01,68 (18)	7.35,43 (19)
16	<u>Yeo Sang-Yeop</u>		168.101	38,43 (4)	4.11,43 (5)	1.57,13 (2)	8.07,23f (23)
17	<u>Denny Ihle</u>		168.483	39,23 (16)	4.18,66 (16)	2.01,70 (19)	7.35,77 (20)
18	<u>Zheng Jinze</u>		168.493	39,74 (23)	4.21,41 (23)	1.59,94 (14)	7.32,05 (15)
19	<u>Igor Makovetski</u>		169.175	39,15 (14)	4.21,70 (24)	2.02,32 (23)	7.36,36 (21)














20	<u>Paul Dyrud</u>		169.530	40,58 (31)	4.19,51 (20)	2.01,55 (17)	7.31,83 (14)
21	<u>Robert Kustra</u>		169.689	41,05 (36)	4.18,90 (18)	2.01,73 (20)	7.29,13 (10)
22	<u>Miroslav Vtípil</u>		169.877	40,54 (30)	4.18,35 (15)	2.02,66 (24)	7.33,93 (17)
23	<u>Tucker Fredericks</u>		171.540	37,93 (1)	4.33,08 (35)	2.02,17 (22)	7.53,74 (22)
NS4	<u>Valeri Tarasov</u>		123.266	38,74 (8)	4.23,16 (25)	2.02,00 (21)	- (NS)
NC25	<u>Tor Arve Magnussen</u>		124.946	40,33 (27)	4.20,98 (21)	2.03,36 (25)	-
NC26	<u>Andrey Barakin</u>		126.131	40,46 (28)	4.25,19 (26)	2.04,42 (30)	-
NC27	<u>Christian Falger</u>		126.308	39,82 (25)	4.27,53 (30)	2.05,70 (33)	-
NC28	<u>Joel Eriksson</u>		126.474	40,28 (26)	4.26,87 (28)	2.05,15 (31)	-
NC29	<u>Ilya Davletov</u>		126.649	40,47 (29)	4.28,34 (32)	2.04,37 (29)	-
NC30	<u>Øystein Kvikstad Skoglund</u>		126.983	40,64 (32)	4.27,48 (29)	2.05,29 (32)	-
NC31	<u>Bogdan Stanescu</u>		127.271	41,15 (38)	4.28,05 (31)	2.04,34 (28)	-
NC32	<u>Lauri Linden</u>		127.715	39,68 (22)	4.32,67 (33)	2.07,77 (38)	-
NC33	<u>Eric Cepuran</u>		128.321	40,78 (33)	4.33,57 (36)	2.05,84 (35)	-
NC34	<u>Marcell Papp</u>		128.743	41,09 (37)	4.34,52 (38)	2.05,70 (33)	-
NC35	<u>Tuomas Saarinen</u>		128.783	40,81 (34)	4.33,80 (37)	2.07,02 (37)	-
NC36	<u>Boris Plotnitski</u>		129.796	43,50 (42)	4.25,46 (27)	2.06,16 (36)	-
NC37	<u>Nan Minghao</u>		130.491	38,69 (7)	4.52,51 (41)	2.09,15 (39)	-
NC38	<u>Rentsendorj Baasandorj</u>		130.866	42,25 (41)	4.32,94 (34)	2.09,38 (40)	-
NC39	<u>Adam Ptáčník</u>		134.071	43,57 (43)	4.36,49 (39)	2.13,26 (41)	-
NC40	<u>Tomáš Ptáčník</u>		135.768	43,96 (44)	4.42,15 (40)	2.14,35 (42)	-
DQ2	<u>Dmitri Babenko</u>		82.356	40,97 (35)	- (DQ)	2.04,16 (27)	-
DQ2	<u>Rodan Ionescu</u>		82.623	41,37 (39)	- (DQ)	2.03,76 (26)	-
NS3	<u>Yu Rui</u>		82.880	39,38 (18)	4.21,00 (22)	- (NS)	-

NS2	<u>Stepan Novakovich</u>		41.850	41,85 (40) - (NS)	-	-
NS1	<u>Konrad Niedzwiedzki</u>		0.000	- (NS)	-	-

WK Sprint 2003
Calgary 18/19-01-2003






Pos	Skater	Nation	Points	500 m	1000 m	500 m	1000 m
1	<u>Monique Enfeldt-Garbrecht</u>		150.225	37,76 (1)	1.14,89 (1)	37,75 (1)	1.14,54 (1)
2	<u>Cindy Klassen</u>		151.925	38,58 (10)	1.15,16 (3)	38,41 (11)	1.14,71 (2)
3	<u>Shihomi Shinya</u>		151.980	38,09 (3)	1.15,57 (5)	38,05 (3)	1.16,11 (9)
4	<u>Wang Manli</u>		151.985	37,82 (2)	1.16,18 (8)	37,96 (2)	1.16,23 (10)
5	<u>Jennifer Rodriguez</u>		152.310	38,52 (9)	1.15,05 (2)	38,78 (16)	1.14,97 (3)
6	<u>Anzhelika Kotyuga</u>		152.490	38,47 (8)	1.15,83 (6)	38,33 (9)	1.15,55 (4)
7	<u>Catriona LeMay-Doan</u>		152.780	38,16 (5)	1.15,92 (7)	38,13 (6)	1.17,06 (16)
8	<u>Marianne Timmer</u>		152.895	39,06 (20)	1.15,42 (4)	38,34 (10)	1.15,57 (5)
9	<u>Sayuri Osuga</u>		153.105	38,14 (4)	1.16,72 (13)	38,10 (5)	1.17,01 (15)
10	<u>Andrea Nuyt</u>		153.110	38,33 (6)	1.16,54 (11)	38,25 (7)	1.16,52 (12)
11	<u>Pamela Zoellner-Fischer</u>		153.305	38,72 (12)	1.16,66 (12)	38,32 (8)	1.15,87 (7)
12	<u>Becky Sundstrom</u>		153.505	38,74 (13)	1.16,34 (10)	38,76 (14)	1.15,67 (6)
13	<u>Chris Witty</u>		153.945	39,07 (21)	1.16,33 (9)	38,76 (14)	1.15,90 (8)
14	<u>Shannon Rempel</u>		154.480	38,90 (16)	1.17,12 (14)	38,79 (17)	1.16,46 (11)

15	<u>Aki Tonoike</u>		154.710	38,98 (18)	1.17,17 (15)	38,84 (19)	1.16,61 (14)
16	<u>Svetlana Zhurova</u>		154.790	38,44 (7)	1.17,87 (20)	38,48 (12)	1.17,87 (23)
17	<u>Jenny Wolf</u>		154.810	38,60 (11)	1.18,87 (26)	38,06 (4)	1.17,43 (19)
18	<u>Chiara Simionato</u>		154.915	38,94 (17)	1.17,67 (18)	38,87 (20)	1.16,54 (13)
19	<u>Tomomi Shimizu</u>		155.570	39,14 (22)	1.17,86 (19)	38,82 (18)	1.17,36 (18)
20	<u>Yvonne Leever</u>		155.745	38,99 (19)	1.18,16 (23)	38,87 (20)	1.17,61 (20)
21	<u>Svetlana Kaykan</u>		155.820	38,85 (14)	1.18,34 (24)	38,90 (22)	1.17,80 (22)
22	<u>Heike Hartmann</u>		156.010	39,50 (25)	1.17,42 (16)	39,15 (25)	1.17,30 (17)
23	<u>Marieke Wijsman</u>		156.045	39,44 (24)	1.17,47 (17)	38,99 (23)	1.17,76 (21)
24	<u>Zhao Xin</u>		156.145	38,87 (15)	1.18,49 (25)	38,59 (13)	1.18,88 (26)
25	<u>Ren Hui</u>		156.395	39,22 (23)	1.17,94 (21)	39,02 (24)	1.18,37 (25)
26	<u>Krisztina Egged</u>		157.875	40,08 (27)	1.18,07 (22)	39,81 (27)	1.17,90 (24)
27	<u>Svetlana Radkevich</u>		159.375	39,71 (26)	1.20,12 (27)	39,60 (26)	1.20,01 (27)
28	<u>Yekaterina Shikhova</u>		161.760	40,36 (28)	1.21,19 (28)	40,35 (28)	1.20,91 (28)

Pos	Skater	Nation	Points	500 m	1000 m	500 m	1000 m
1	<u>Jeremy Wotherspoon</u>		137.230	34,41 (1)	1.08,41 (2)	34,49 (1)	1.08,25 (3)
2	<u>Gerard van Velde</u>		137.830	34,68 (3)	1.08,65 (4)	34,61 (2)	1.08,43 (4)
3	<u>Erben Wennemars</u>		138.150	35,00 (4)	1.08,40 (1)	34,96 (5)	1.07,98 (2)
4	<u>Joey Cheek</u>		138.230	35,10 (5)	1.08,57 (3)	34,87 (4)	1.07,95 (1)
5	<u>Hiroyasu Shimizu</u>		138.365	34,52 (2)	1.09,28 (12)	34,67 (3)	1.09,07 (10)
6	<u>Lee Kyu-Hyeok</u>		139.085	35,22 (7)	1.08,81 (5)	35,08 (8)	1.08,76 (6)
7	<u>Jan Bos</u>		139.215	35,30 (11)	1.09,00 (6)	35,01 (7)	1.08,81 (7)
8	<u>Kip Carpenter</u>		139.415	35,22 (7)	1.09,05 (8)	35,17 (9)	1.09,00 (9)
9	<u>Mike Ireland</u>		139.525	35,13 (6)	1.09,22 (11)	34,99 (6)	1.09,59 (14)
10	<u>Janne Hänninen</u>		139.550	35,40 (14)	1.09,03 (7)	35,20 (11)	1.08,87 (8)
11	<u>Beorn Nijenhuis</u>		139.750	35,29 (10)	1.09,21 (9)	35,59 (15)	1.08,53 (5)
12	<u>Choi Jae-Bong</u>		140.540	35,38 (13)	1.09,91 (15)	35,39 (13)	1.09,63 (15)
13	<u>Dmitri Lobkov</u>		140.800	35,54 (15)	1.10,28 (17)	35,17 (9)	1.09,90 (16)

14	<u>Yusuke Imai</u>		140.835	35,77 (18)	1.09,77 (13)	35,57 (14)	1.09,22 (11)
15	<u>Nick Pearson</u>		141.285	35,73 (16)	1.09,89 (14)	35,85 (23)	1.09,52 (13)
16	<u>Chris Callis</u>		141.295	36,27 (28)	1.09,21 (9)	35,71 (18)	1.09,42 (12)
17	<u>Tadashi Obara</u>		142.030	35,88 (20)	1.10,80 (19)	35,67 (17)	1.10,16 (17)
18	<u>James Monson</u>		142.050	35,73 (16)	1.11,42 (23)	35,22 (12)	1.10,78 (21)
19	<u>Pawel Abratkiewicz</u>		142.155	35,99 (23)	1.10,57 (18)	35,76 (19)	1.10,24 (18)
20	<u>Pekka Koskela</u>		142.595	36,06 (25)	1.10,24 (16)	36,18 (29)	1.10,47 (19)
21	<u>Brock Miron</u>		142.775	36,20 (27)	1.11,15 (21)	35,63 (16)	1.10,74 (20)
22	<u>Park Jae-Man</u>		142.995	35,92 (22)	1.11,47 (24)	35,84 (22)	1.11,00 (24)
23	<u>Christian Breuer</u>		144.060	36,61 (32)	1.11,27 (22)	36,02 (24)	1.11,59 (26)
24	<u>Zhang Zhongqi</u>		144.090	35,87 (19)	1.12,43 (33)	35,81 (21)	1.12,39 (32)
25	<u>Andreas Behr</u>		144.215	36,16 (26)	1.12,10 (28)	36,03 (26)	1.11,95 (29)
26	<u>Grunde Njøs</u>		144.920	36,39 (30)	1.12,94 (34)	36,13 (28)	1.11,86 (28)
27	<u>Emanuele Andreatti</u>		144.980	36,37 (29)	1.12,40 (31)	36,02 (24)	1.12,78 (33)
28	<u>Valeri Tarasov</u>		145.110	36,40 (31)	1.12,38 (30)	36,61 (31)	1.11,82 (27)
29	<u>Igor Makovetski</u>		146.335	36,82 (33)	1.11,69 (26)	37,19 (35)	1.12,96 (34)
30	<u>Rune Stordal</u>		146.625	37,36 (36)	1.12,16 (29)	37,18 (34)	1.12,01 (30)
31	<u>Masaaki Kobayashi</u>		155.750	35,27 (9)	1.38,52f (36)	35,76 (19)	1.10,92 (23)
32	<u>Aleksey Khatylyov</u>		161.560	36,85 (34)	1.43,82f (37)	36,75 (33)	1.12,10 (31)
33	<u>Pasi Koskela</u>		165.410	58,35f (38)	1.11,04 (20)	36,11 (27)	1.10,86 (22)
34	<u>Pål Gravem</u>		165.700	57,45f (37)	1.11,74 (27)	36,71 (32)	1.11,34 (25)
35	<u>Sergey Kornilov</u>		166.365	36,04 (24)	1.12,40 (31)	36,53 (30)	1.55,19f (35)
DQ3	<u>Yu Fengtong</u>		71.130	35,34 (12)	1.11,58 (25)	35,01 (DQ)	-
NS3	<u>Tomasz Swist</u>		73.535	37,00 (35)	1.13,07 (35)	-	-
NS2	<u>Dmitri Dorofeyev</u>		35.910	35,91 (21)	- (NS)	-	-

<i>Pos</i>	<i>Skater</i>	<i>Nation</i>	<i>Points</i>	<u>500 m</u>	<u>500 m</u>
1	<u>Monique Enfeldt-Garbrecht</u>		1.17,17	38,67 (3)	38,50 (1)
2	<u>Wang Manli</u>		1.17,29	38,54 (2)	38,75 (4)
3	<u>Anzhelika Kotyuga</u>		1.17,30	38,51 (1)	38,79 (6)
4	<u>Catriona LeMay-Doan</u>		1.17,44	38,72 (4)	38,72 (3)
5	<u>Shihomi Shinya</u>		1.17,50	38,84 (5)	38,66 (2)
6	<u>Sayuri Osuga</u>		1.17,60	38,84 (5)	38,76 (5)
7	<u>Svetlana Zhurova</u>		1.17,81	38,96 (7)	38,85 (7)
8	<u>Yukari Watanabe</u>		1.18,48	39,27 (8)	39,21 (8)
9	<u>Marianne Timmer</u>		1.18,72	39,47 (10)	39,25 (9)
10	<u>Pamela Zoellner-Fischer</u>		1.18,75	39,50 (11)	39,25 (9)
11	<u>Zhao Xin</u>		1.18,84	39,31 (9)	39,53 (11)
12	<u>Marieke Wijsman</u>		1.19,27	39,55 (13)	39,72 (14)
13	<u>Svetlana Kaykan</u>		1.19,30	39,67 (14)	39,63 (12)
14	<u>Shannon Rempel</u>		1.19,35	39,51 (12)	39,84 (17)
15	<u>Andrea Nuyt</u>		1.19,38	39,73 (15)	39,65 (13)
16	<u>Krisy Myers</u>		1.19,52	39,75 (16)	39,77 (15)
17	<u>Amy Sannes</u>		1.19,78	39,88 (17)	39,90 (18)
18	<u>Chris Witty</u>		1.19,89	40,07 (18)	39,82 (16)
19	<u>Anke Hartmann</u>		1.20,73	40,23 (19)	40,50 (19)
20	<u>Svetlana Radkevich</u>		1.21,18	40,25 (20)	40,93 (20)
21	<u>Anzhelika Gavrilova</u>		1.22,50	41,05 (21)	41,45 (21)
22	<u>Daniela Oltean</u>		1.24,36	42,12 (22)	42,24 (22)





<i>Pos</i>	<i>Skater</i>	<i>Nation</i>	<i>Time 1000m</i>
1	<u>Anni Friesinger</u>		1.16,85
2	<u>Jennifer Rodriguez</u>		1.17,28
3	<u>Cindy Klassen</u>		1.17,36
4	<u>Marianne Timmer</u>		1.17,96
5	<u>Anzhelika Kotyuga</u>		1.17,98

6	<u>Monique Enfeldt-Garbrecht</u>		1.18,19
7	<u>Catriona LeMay-Doan</u>		1.18,47
8	<u>Svetlana Zhurova</u>		1.18,48
9	<u>Chris Witty</u>		1.18,53
10	<u>Becky Sundstrom</u>		1.18,79
11	<u>Shannon Rempel</u>		1.19,01
12	<u>Shihomi Shinya</u>		1.19,04
13	<u>Marieke Wijsman</u>		1.19,16
14	<u>Pamela Zoellner-Fischer</u>		1.19,37
15	<u>Yulia Skokova</u>		1.19,63
16	<u>Sayuri Osuga</u>		1.19,73
17	<u>Tomomi Okazaki</u>		1.20,56
18	<u>Svetlana Kaykan</u>		1.20,78
19	<u>Zhao Xin</u>		1.21,00
20	<u>Emese Dörfler-Antal</u>		1.21,07
21	<u>Svetlana Radkevich</u>		1.22,60
22	<u>Anzhelika Gavrilova</u>		1.22,68

<i>Pos</i>	<i>Skater</i>	<i>Nation</i>	<i>Time 1500m</i>
1	<u>Anni Friesinger</u>		1.57,43
2	<u>Maki Tabata</u>		1.59,30
3	<u>Jennifer Rodriguez</u>		1.59,31
4	<u>Barbara de Loor</u>		1.59,60
5	<u>Eriko Ishino</u>		2.00,39
6	<u>Renate Groenewold</u>		2.00,68
7	<u>Daniela Anschütz</u>		2.00,86
8	<u>Katrin Kalex</u>		2.00,89
9	<u>Becky Sundstrom</u>		2.01,09
10	<u>Cindy Klassen</u>		2.01,20
11	<u>Amy Sannes</u>		2.01,66

12	<u>Svetlana Bazhanova</u>		2.01,68
13	<u>Kristina Groves</u>		2.01,74
14	<u>Nami Nemoto</u>		2.02,35
15	<u>Yulia Skokova</u>		2.02,38
16	<u>Galina Likhachova</u>		2.02,92
17	<u>Annamarie Thomas</u>		2.03,79
18	<u>Tara Risling</u>		2.04,36
19	<u>Emese Dörfler-Antal</u>		2.04,81
20	<u>Wang Fei</u>		2.04,82
21	<u>Nicola Mayr</u>		2.06,62
22	<u>Annette Bjelkevik</u>		2.07,59

<i>Pos</i>	<i>Skater</i>	<i>Nation</i>	<i>Time3000m</i>
1	<u>Anni Friesinger</u>		4.06,07
2	<u>Claudia Pechstein</u>		4.07,99
3	<u>Gretha Smit</u>		4.08,91
4	<u>Clara Hughes</u>		4.10,16
5	<u>Catherine Raney</u>		4.13,62
6	<u>Kristina Groves</u>		4.13,63
7	<u>Eriko Ishino</u>		4.14,34
8	<u>Daniela Anschütz</u>		4.14,54
9	<u>Jenita Hulzebosch-Smit</u>		4.15,52
10	<u>Svetlana Vysokova</u>		4.15,66
11	<u>Cindy Klassen</u>		4.16,07
12	<u>Valentina Yakshina</u>		4.17,21
13	<u>Galina Likhachova</u>		4.17,93
14	<u>Marja Vis</u>		4.17,94
15	<u>Lyudmila Prokasheva</u>		4.21,86

16	<u>Nicola Mayr</u>		4.22,31
17	<u>Kristine Holzer</u>		4.24,81
18	<u>Emese Dörfler-Antal</u>		4.26,00
19	<u>Daniela Oltean</u>		4.26,45
20	<u>Nami Nemoto</u>		4.52,92

<i>Pos</i>	<i>Skater</i>	<i>Nation</i>	<i>Time5000m</i>
1	<u>Claudia Pechstein</u>		7.04,52
2	<u>Clara Hughes</u>		7.06,31
3	<u>Gretha Smit</u>		7.06,34
4	<u>Jenita Hulzebosch-Smit</u>		7.09,98
5	<u>Catherine Raney</u>		7.15,70
6	<u>Kristina Groves</u>		7.17,38
7	<u>Svetlana Vysokova</u>		7.18,07
8	<u>Barbara de Loor</u>		7.18,56
9	<u>Katrin Kalex</u>		7.19,19
10	<u>Eriko Ishino</u>		7.23,90
11	<u>Galina Likhachova</u>		7.28,32
12	<u>Lyudmila Prokasheva</u>		7.30,34
13	<u>Daniela Anschütz</u>		7.32,04
14	<u>Valentina Yakshina</u>		7.38,19

15	<u>Nicola Mayr</u>		7.43,86
NF	<u>Nami Nemoto</u>		-




Pos	Skater	Nation	Points	500 m	500 m
1	<u>Jeremy Wotherspoon</u>		1.09,97	35,12 (1)	34,85 (1)
2	<u>Hiroyasu Shimizu</u>		1.10,36	35,19 (2)	35,17 (3)
3	<u>Erben Wennemars</u>		1.10,54	35,53 (3)	35,01 (2)
4	<u>Gerard van Velde</u>		1.11,05	35,67 (5)	35,38 (5)
5	<u>Jan Bos</u>		1.11,19	35,69 (8)	35,50 (6)
6	<u>Joey Cheek</u>		1.11,22	35,68 (6)	35,54 (7)
7	<u>Masaaki Kobayashi</u>		1.11,26	35,89 (12)	35,37 (4)
8	<u>Kip Carpenter</u>		1.11,36	35,77 (10)	35,59 (8)
9	<u>Dmitri Lobkov</u>		1.11,46	35,63 (4)	35,83 (12)
10	<u>Janne Hänninen</u>		1.11,57	35,79 (11)	35,78 (10)
11	<u>Pekka Koskela</u>		1.11,70	35,71 (9)	35,99 (14)
12	<u>Joji Kato</u>		1.11,81	36,11 (13)	35,70 (9)
13	<u>Choi Jae-Bong</u>		1.11,99	36,19 (16)	35,80 (11)
14	<u>Yu Fengtong</u>		1.12,07	36,22 (17)	35,85 (13)
15	<u>Pawel Abratkiewicz</u>		1.12,31	36,12 (14)	36,19 (15)
16	<u>Michael Künzel</u>		1.12,45	36,15 (15)	36,30 (16)
17	<u>Tomasz Swist</u>		1.12,92	36,53 (19)	36,39 (17)
18	<u>Nick Pearson</u>		1.13,14	36,59 (21)	36,55 (18)
19	<u>Andreas Behr</u>		1.13,22	36,48 (18)	36,74 (20)
20	<u>Sergey Kornilov</u>		1.13,26	36,54 (20)	36,72 (19)
21	<u>Pasi Koskela</u>		1.13,66	36,71 (22)	36,95 (21)
NF2	<u>Mike Ireland</u>		-	35,68 (6)	- (NF)
NF1	<u>James Monson</u>		-	- (NF)	-

Pos Skater Nation Time1000m

1	<u>Erben Wennemars</u>		1.09,71
2	<u>Gerard van Velde</u>		1.10,52
3	<u>Joey Cheek</u>		1.10,94
4	<u>Janne Hänninen</u>		1.11,01
5	<u>Nick Pearson</u>		1.11,19
6	<u>Hiroyasu Shimizu</u>		1.11,30
=	<u>Dmitri Lobkov</u>		1.11,30
8	<u>Choi Jae-Bong</u>		1.11,35
9	<u>Jeremy Wotherspoon</u>		1.11,44
10	<u>Lee Kyu-Hyeok</u>		1.11,57
11	<u>Yusuke Imai</u>		1.11,59
12	<u>Mike Ireland</u>		1.11,66
13	<u>Mun Jun</u>		1.11,69
14	<u>Kip Carpenter</u>		1.11,75
15	<u>Jan Bos</u>		1.11,81
16	<u>Pekka Koskela</u>		1.12,02
17	<u>Christian Breuer</u>		1.12,06
18	<u>Jason Parker</u>		1.12,56
19	<u>Petter Andersen</u>		1.12,57
20	<u>Pawel Abratkiewicz</u>		1.12,83
21	<u>Pasi Koskela</u>		1.13,56
22	<u>Yu Fengtong</u>		1.13,72
23	<u>Sergey Kornilov</u>		1.13,87
24	<u>Igor Makovetski</u>		1.15,24

<i>Pos</i>	<i>Skater</i>	<i>Nation</i>	<i>Time1500m</i>
1	<u>Erben Wennemars</u>		1.47,80
2	<u>Ralf van der Rijst</u>		1.48,46

3	<u>Joey Cheek</u>		1.48,56
4	<u>Yevgeni Lalenkov</u>		1.48,98
5	<u>Derek Parra</u>		1.49,03
6	<u>Ids Postma</u>		1.49,15
7	<u>Janne Hänninen</u>		1.49,28
8	<u>Petter Andersen</u>		1.49,64
9	<u>Ivan Skobrev</u>		1.49,88
10	<u>Chris Callis</u>		1.50,19
11	<u>Mun Jun</u>		1.50,35
12	<u>Vesa Rosendahl</u>		1.50,50
13	<u>Takaharu Nakajima</u>		1.50,98
14	<u>Eskil Ervik</u>		1.51,15
15	<u>Steven Elm</u>		1.51,19
16	<u>Aleksandr Kibalko</u>		1.51,20
17	<u>Jan Friesinger</u>		1.51,23
18	<u>Takahiro Ushiyama</u>		1.51,41
19	<u>Jörg Dallmann</u>		1.51,65
20	<u>Jason Parker</u>		1.51,71

21	<u>Risto Rosendahl</u>		1.52,30
22	<u>Kevin Marshall</u>		1.52,49
23	<u>Radik Bikchentayev</u>		1.52,61
24	<u>Lee Kyu-Hyeok</u>		1.52,63

<i>Pos</i>	<i>Skater</i>	<i>Nation</i>	<i>Time5000m</i>
1	<u>Jochem Uytdehaage</u>		6.25,29
2	<u>Bob de Jong</u>		6.25,76
3	<u>Carl Verheijen</u>		6.30,46
4	<u>Pawel Zygmunt</u>		6.33,77
5	<u>Chad Hedrick</u>		6.35,19
6	<u>KC Boutiette</u>		6.37,12
7	<u>Eskil Ervik</u>		6.37,51
8	<u>Artyom Detyshv</u>		6.38,06
9	<u>Enrico Fabris</u>		6.38,24
10	<u>Derek Parra</u>		6.40,50
11	<u>Johan Røjler</u>		6.40,53
12	<u>Reidar Bohlin Borgersen</u>		6.40,54
13	<u>Andrey Burlyayev</u>		6.41,21
14	<u>Vadim Sayutin</u>		6.41,31
15	<u>Witold Mazur</u>		6.41,98
16	<u>Alexander Baumgärtel</u>		6.44,58
17	<u>Toshihiko Itokawa</u>		6.44,93
18	<u>Bart Veldkamp</u>		6.45,40
19	<u>Lasse Sætre</u>		6.47,14
20	<u>Arne Dankers</u>		6.47,37
21	<u>Marco Weber</u>		6.49,07
22	<u>Hiroki Hirako</u>		6.49,17

23	<u>Jaromir Radke</u>		6.55,42
24	<u>Rayk Fritzsche</u>		7.22,96

<i>Pos</i>	<i>Skater</i>	<i>Nation</i>	<i>Time</i>
1	<u>Bob de Jong</u>		13.21,33
2	<u>Carl Verheijen</u>		13.31,53
3	<u>Lasse Sætre</u>		13.40,69
4	<u>Henk Angenent</u>		13.41,84
5	<u>Yuri Kokhanets</u>		13.49,22
6	<u>Artyom Detyshhev</u>		13.50,29
7	<u>Eskil Ervik</u>		13.50,95
8	<u>Pawel Zygmunt</u>		13.51,86
9	<u>Frank Dittrich</u>		13.54,14
10	<u>Bart Veldkamp</u>		13.54,20
11	<u>Andrey Burlyayev</u>		13.55,93
12	<u>Øystein Grødum</u>		13.58,90
13	<u>Toshihiko Itokawa</u>		14.00,63
14	<u>Hiroki Hirako</u>		14.05,61
15	<u>Enrico Fabris</u>		14.07,94
16	<u>Derek Parra</u>		14.20,03